

UNIT 3 CHAPTER 2

LALU AND PEELU

TEXT BASED QUESTIONS**Objective Answer Type Questions**

1- State 'T' for True and 'F' for False statements.

- (i) The hen had two chicks.
- (ii) Lалу was yellow.
- (iii) Peelु loved yellow things.
- (iv) The red chilli was very sweet.
- (v) Peelु brought a yellow laddu for Lалу.
- (vi) Lалу's mouth started burning after eating the laddu.

2- Tick (✓) the correct option.

- (i) Lалу loved things.
 - (a) yellow (b) red
 - (c) orange (d) blue
- (ii) The red chilli was on the
 - (a) tree (b) plate
 - (c) plant (d) grass
- (iii) Who came running when Lалу's mouth was burning?
 - (a) Peelु (b) Lалу's father
 - (c) Lалу's Uncle (d) Mother Hen
- (iv) Who kissed Peelु?
 - (a) Lалу

- (b) Mother Hen
- (c) Both Mother Hen and Lalu
- (d) Chilli
- (v) The hen had chicks.
 - (a) three (b) two
 - (c) four (d) five
- (vi) One day, Lalu saw something on a
 - (a) tree (b) bowl
 - (c) plant (d) table

3- On the basis of the chapter give answers to the following questions.

- (i) What was the colour of Peelu? (Green/Yellow)

- (ii) What did Lalu eat one day? (Red Chilli/Laddu)

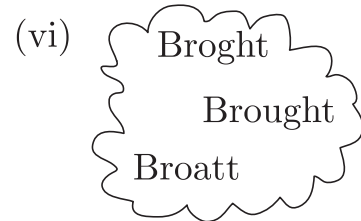

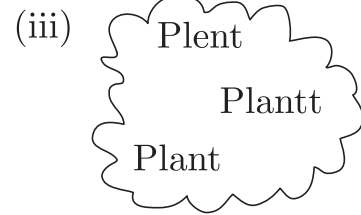
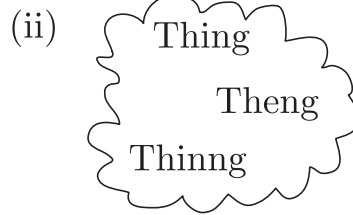
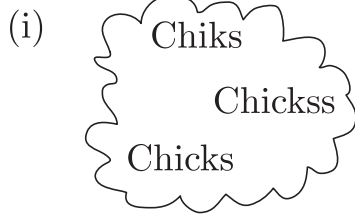
- (iii) Who bring a yellow laddu? (Mother/Peelu)

- (iv) What did Lalu do when his mouth started burning? (Gobbled/Screamed)

- (v) Which colour thing does Lalu love? (Blue/Red)

LANGUAGE BASED QUESTIONS

4- Circle the correctly spelled words in each cloud.



5- Match the words in Column A with their opposites in column B.

Column A

Column B

(i) Hot

(a) Down

(ii) Stop

(b) Hate

(iii) Love

(c) Start


(iv) Love

(d) Start

(v) Up

(e) Cold

6- Look at the picture and answer the questions. Also, colour the picture.



(i) Who all do you see in the picture?

(ii) What is peelu carrying in his mouth?

7- Answer the following questions.

(i) Name the chicks in the story.

(ii) Who liked yellow things?

(iii) Who loved red things?

(iv) What did Peelu bring for Lalu?

8- Complete the names of the colours with (a, e, i, o, u).

(i) bl.....e

(ii) or.....nge

(iii) p.....nk

(iv) wh.....te

(v) r.....d

(vi) bl.....ck

(vii) gre.....n

(viii) p.....rple

(ix) yell.....w

(x) br.....wn

9- Some words are used in place of naming words.

For example: he, she, it, they, I, we, you

Underline such words in the given sentences.

(i)



She is painting.

(ii)



He is crying

(iii)



It is barking.

(iv)



They are singing.

(v)



I am going to school.

(vi)



We love dancing.

(vii)



You are a good boy.
