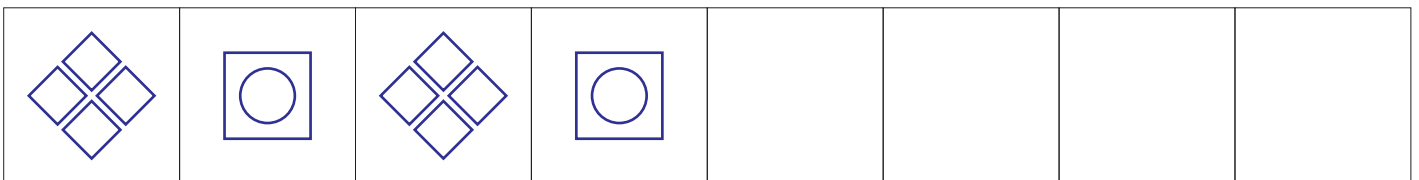
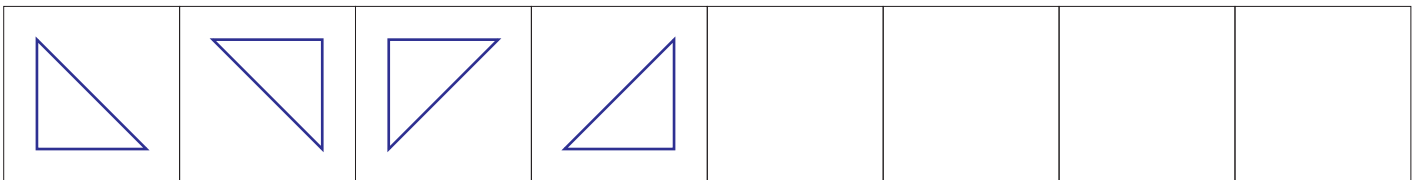
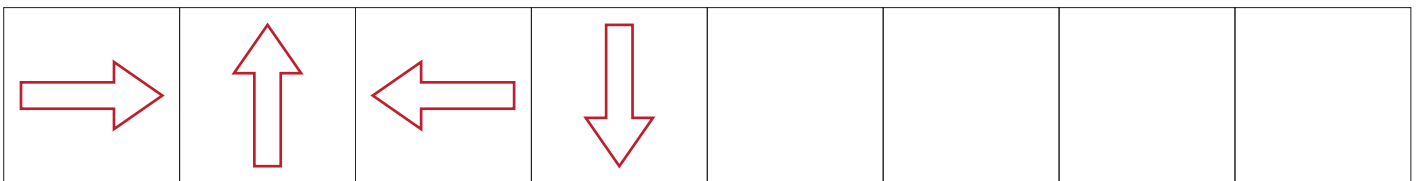
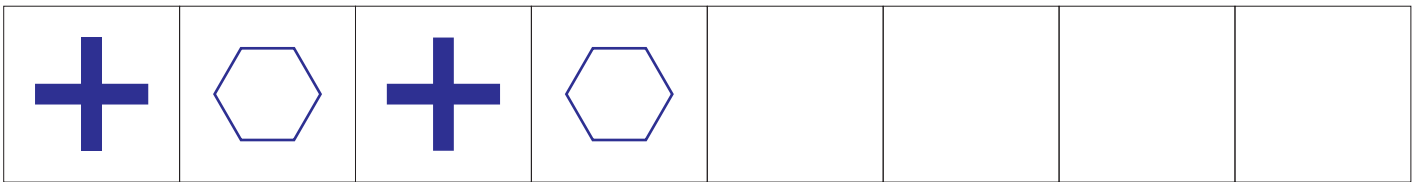
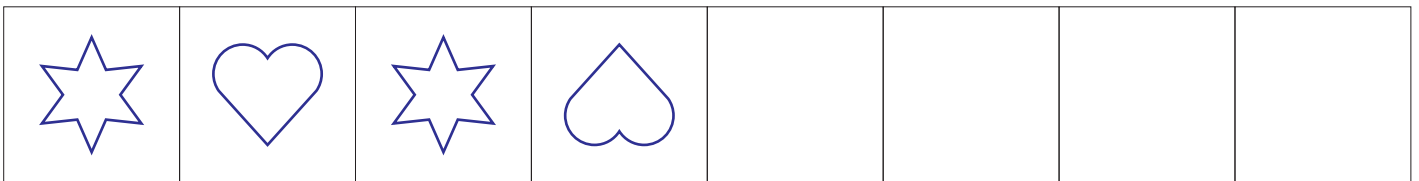

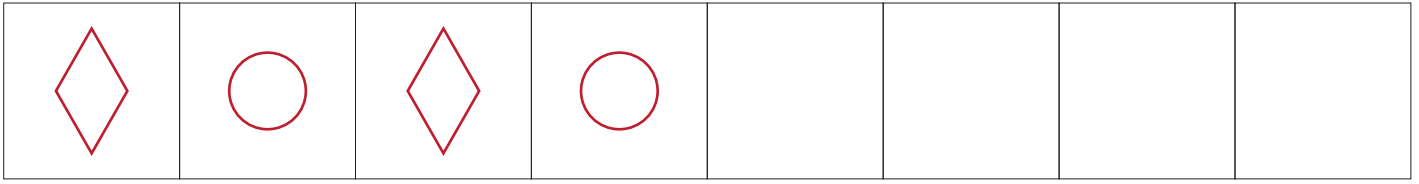


NAME :

SECTION :

ROLL No.

1 Look at the pattern and fill in the blank boxes.




NAME :

SECTION :


ROLL No.

1 Look at the pattern and choose the option which is the correct part of the design.


(i)



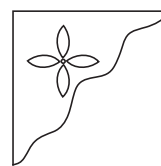
(a)



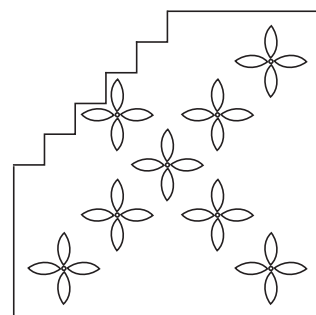
(b)



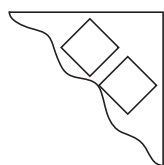
(c)




(d)



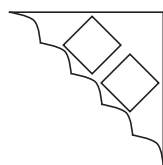
(ii)



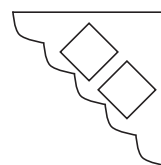
(a)



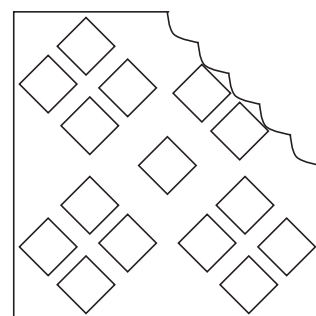
(b)



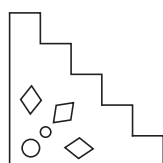
(c)




(d)



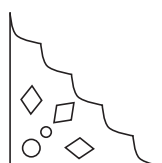
(iii)




(a)



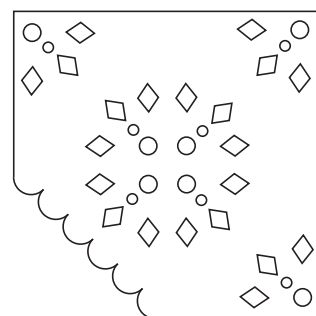
(b)



(c)




(d)




2 A girl is making beautiful design on mats. Study the design to completing the pattern help her.

(a)



(b)

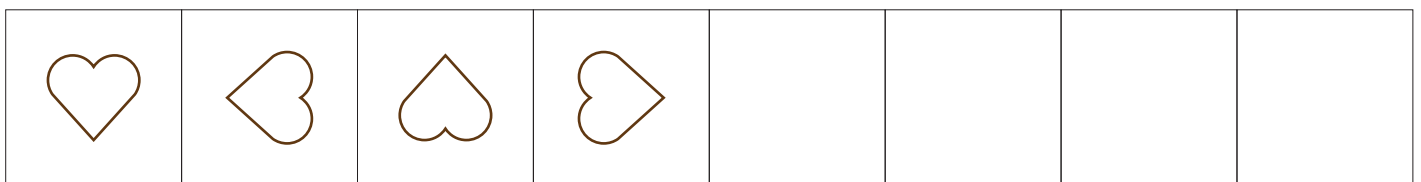
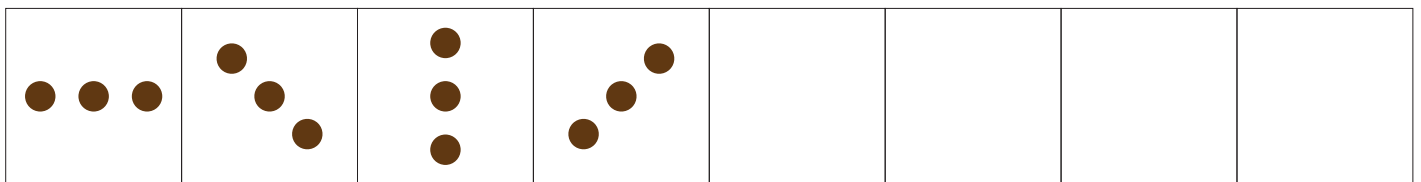
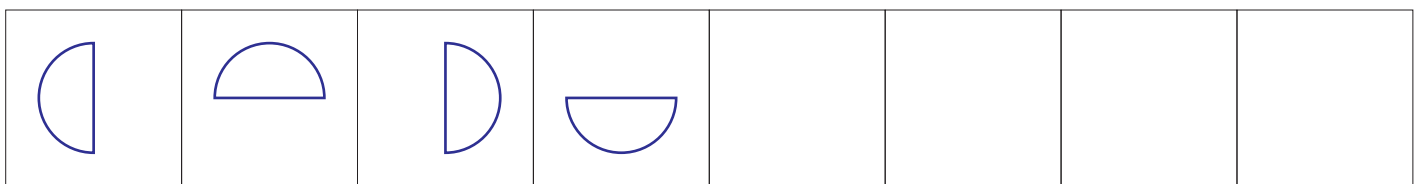
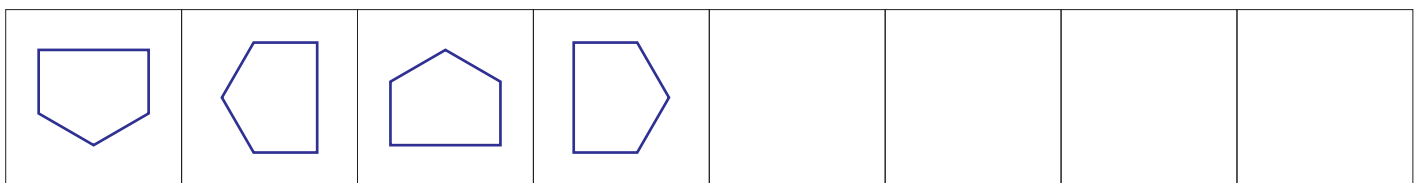
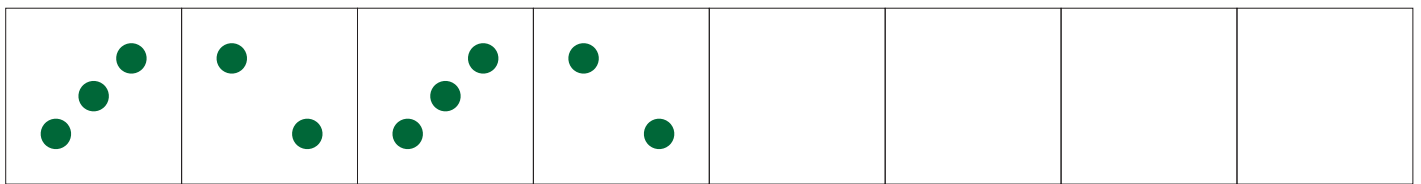
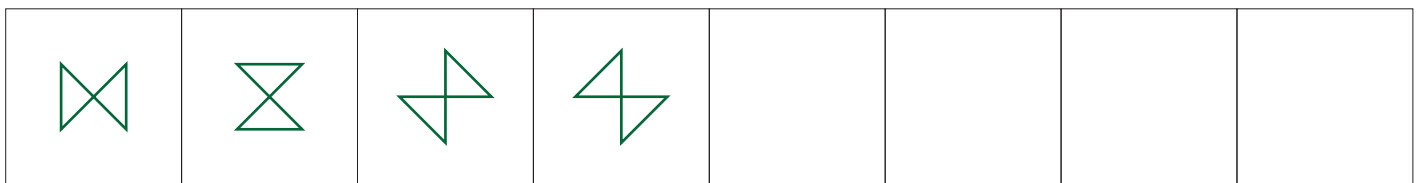
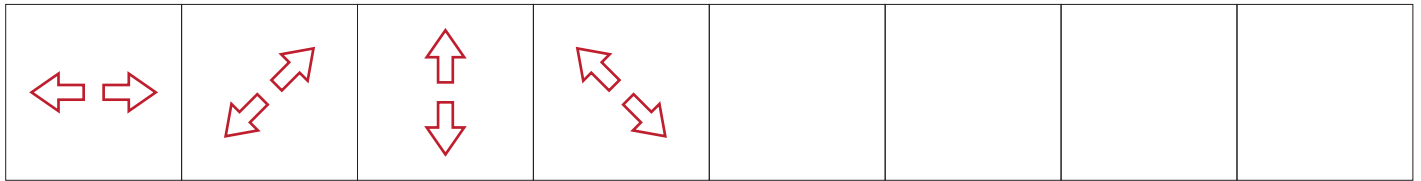
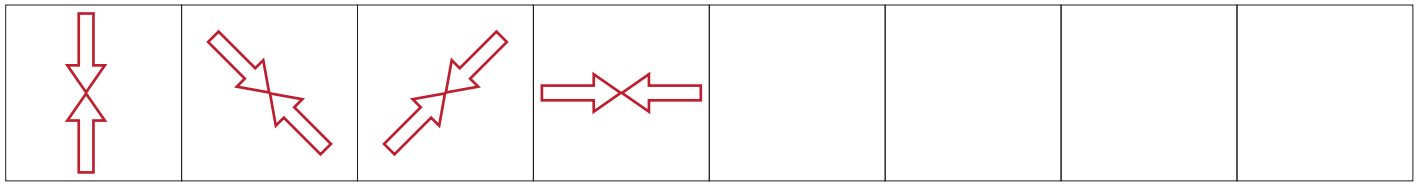


NAME :

SECTION :

ROLL No.

1 Look at the pattern and fill in the blank boxes.



NAME :

SECTION :

ROLL No.

1 Identify the patterns and fill up the boxes.

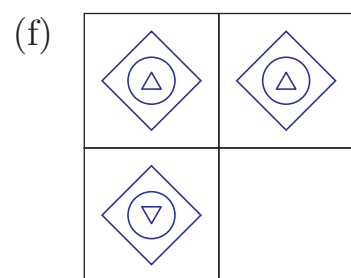
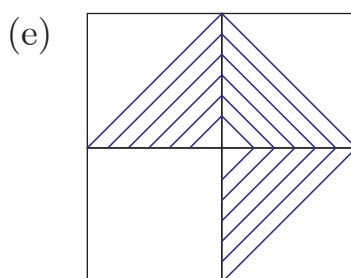
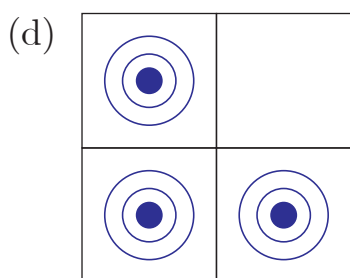
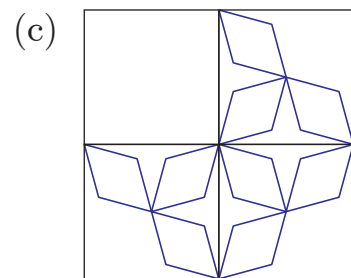
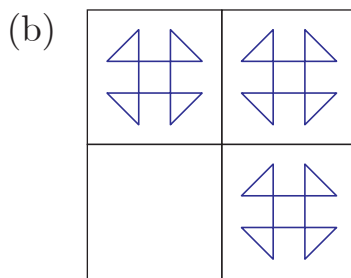
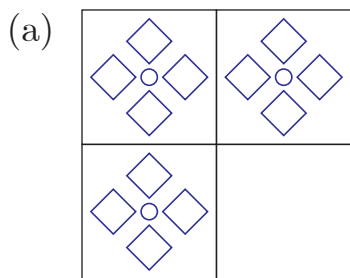
(a)	<b>1</b>	<b>3</b>	<b>5</b>	<b>7</b>				
(b)	<b>5</b>	<b>10</b>	<b>15</b>	<b>20</b>				
(c)	<b>2</b>	<b>4</b>	<b>6</b>	<b>8</b>				
(d)	<b>6</b>	<b>12</b>	<b>18</b>	<b>24</b>				
(e)	<b>41</b>	<b>44</b>	<b>47</b>	<b>50</b>				
(f)	<b>2</b>	<b>4</b>	<b>7</b>	<b>11</b>				
(g)	<b>33</b>	<b>30</b>	<b>27</b>	<b>24</b>				
(h)	<b>7</b>	<b>12</b>	<b>17</b>	<b>22</b>				
(i)	<b>a</b>	<b>c</b>	<b>e</b>	<b>g</b>				
(j)	<b>a</b>	<b>d</b>	<b>g</b>	<b>j</b>				
(k)	<b>AB</b>	<b>EF</b>	<b>IJ</b>	<b>MN</b>				
(l)	<b>1A</b>	<b>2B</b>	<b>3C</b>	<b>4D</b>				
(m)	<b>Aa</b>	<b>bB</b>	<b>Cc</b>	<b>dD</b>				
(n)	<b>10</b>	<b>20</b>	<b>30</b>	<b>40</b>				

NAME :

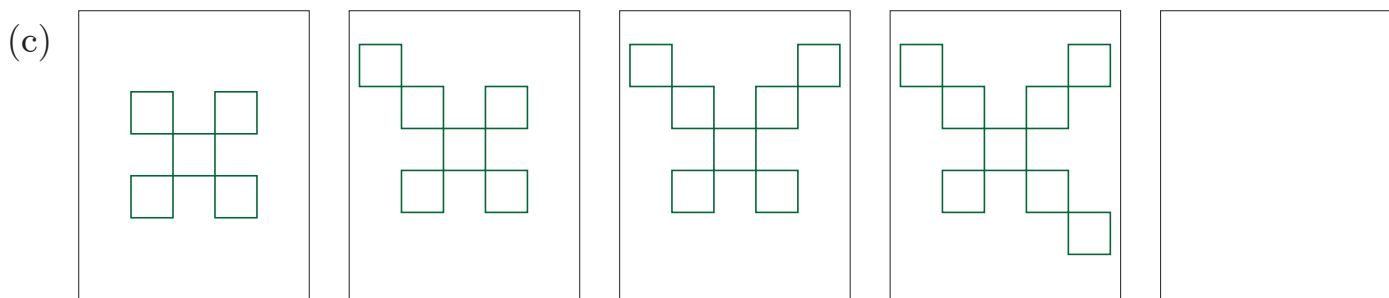
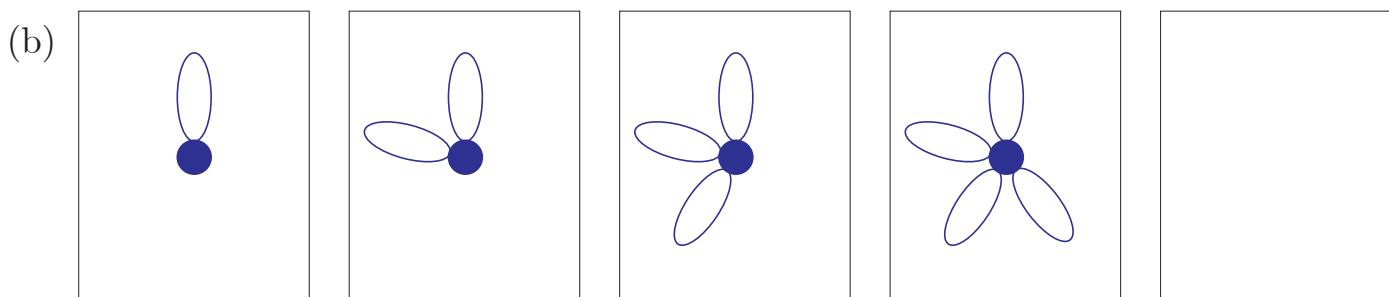
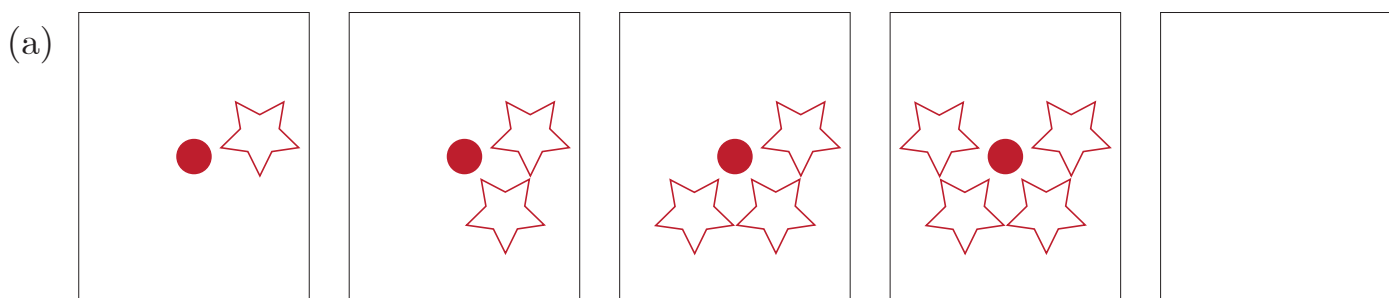
SECTION :

ROLL No.

1 Given below are some patterns of blocks. A part of each pattern is missing. Complete the missing part.



2 Draw the picture that comes next in each of the growing pattern.




NAME :

SECTION :

ROLL No.

- 1 Draw any two patterns of your choice using circle, square and triangle.



- 2 Draw any patterns of your choice using vegetables and fruits.

